



VENTURA COUNTY FIRE DEPARTMENT

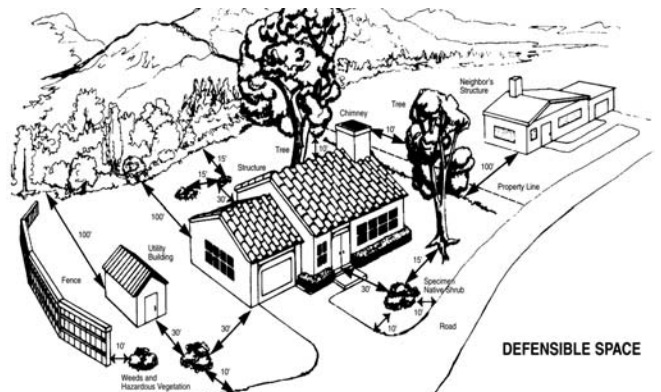
FIRE HAZARD REDUCTION PROGRAM



PLANT REFERENCE GUIDE

FIRE HAZARD REDUCTION UNIT

Fire Prevention Bureau



VENTURA COUNTY FIRE DEPARTMENT

FIRE HAZARD REDUCTION UNIT




FIRE PREVENTION BUREAU

165 Durley Ave.

Camarillo, ca 93010

<http://fire.countyofventura.org>

PLANT REFERENCE LEGEND

TYPE:	GC – Ground Cover SHRUB TREE
WATER:	VL – Very Low L – Low M – Medium H- High
SPACING:	GC – OC: On Center Minimums Shrub – Spacing of 15’ between groups of no more than three (3). Tree – Spacing of 15’ between mature canopies, not On Center spacing. All trees must be a minimum of 10’ from structures. *Target – Not Recommended with in 30’ of structures.
N:	Native
E/D:	Evergreen/Deciduous
	Ground Cover-  Shrubs -  Trees - 

*TARGET (Undesirable Plants) SPECIES ARE DESIGNATED WITH AN *. They are not RECOMMENDED with in 30’ of structures, some may not be recommended with in 100’ of structures. Plants highlighted in Green are known to be invasive species and have been known to degrade, change and/or displace native habitats.*

THIS IS NOT A RECOMMENDED LIST. IT IS A GUIDE TO COMMONLY USED NATIVE AND ORNAMENTAL PLANTS. USE THIS GUIDE AS A REFERENCE IN LANDSCAPE PLANNING. CHECK SPACING REQUIREMENTS AND SETBACK RECOMMENDATIONS CAREFULLY.

Defensible space is based on fuel reduction (clearance or thinning), some plant type conversion to a higher moisture content, proper irrigation and plant selection. Prevention of horizontal and vertical continuities is key. Erosion control must always be considered with brush clearance activities by using appropriate mitigation measures.

Vines and climbing plants are not allowed on combustible structures and are therefore not included in the plant reference guide.



Plant Reference

FIRE HAZARD REDUCTION PROGRAM

BOTANICAL NAME	COMMON NAME	TYPE	WATER	HEIGHT	SPREAD	N	E/D
<i>Abelia grandiflora</i> "Prostrata"	Prostrate Glossy Abelia	GC	M	1-2"	3-4"		E
<i>Acacia redolens</i> *	Desert Carpet Acacia	GC	VL	18'	6'		E
<i>Achillia tomentosa</i>	Woolly Yarrow	GC	L	6-10"	6-12"		E
<i>Ajuga reptans</i>	Carpet Bugle	GC	H	4-6"	2-4"		E
<i>Aptenia cordifolia</i>	Red Apple Ice Plant	GC	M, L	-12"	Varies		E
<i>Arctostaphylos</i> "Pacific Mist" *	NCN	GC	L	1-2'	5-6'		E
<i>Arctostaphylos</i> e. "Emerald Carpet" *	Emerald Carpet Manzanita	GC	L, VL	1'	4-6'		E
<i>Arctostaphylos edmundsii</i> *	Little Sur Manzanita	GC	L, VL	1-2'	4-6'		E
<i>Arctostaphylos hookeri</i> *	Monterey Manzanita	GC	L	1-2'	4-6'		E
<i>Arctostaphylos uva-ursi</i> *	Bearberry	GC	L	6-12"	5-6'		E
<i>Arctotheca calendula</i>	Cape Weed	GC	M, L	-12"	-18"		E
<i>Artemesia caucasica</i> *	Silver Spreader	GC	L, VL	3-6"	2'		E
<i>Artemesia californica</i> 'cultivars' *	Sagebrush – Prostrate forms	GC	L, VL	Varies	Varies		E
<i>Asarum caudatum</i>	Wild Ginger	GC	M, H	7-10"	2'		D
<i>Atriplex semibaccata</i> *	Creeping Saltbrush	GC	L, VL	1'	1-5'	X	E
<i>Baccharis</i> p. 'Pigeon Point' *	Dwarf Coyote Brush	GC	L, VL	12-24"	6'		E
<i>Baccharis</i> p 'Twin Peaks' *	Dwarf Coyote Brush	GC	L, VL	12-24"	6'		E
<i>Baccharis pilularis</i> *	Coyote Brush	GC	L, VL			X	
<i>C. s.</i> 'Repens' *	Pro. Willowleaf Contoneater	GC	M, L	-6"	6'		E
<i>C. Salicifolius</i> 'Emerald Carpet' *	Pro. Willowleaf Contoneater	GC	M, L	12-15"	8'		E
<i>Carpobrotus</i> species	Sea Fig	GC	L	6-12"	24-30"		E
<i>Ceanothus gloriosus</i> *	Point Reyes Ceanothus	GC	L	1-2'	4-5'	X	E
<i>Ceanothus griseus</i> varieties *	Prostrate carmel creeper	GC	L	2-3'	8-10'	X	E
<i>Ceanothus maritimus</i> *	Maritime Ceanothus	GC	L	1-3'	4-5'	X	E
<i>Cerastium tomentosum</i>	Snow-in-summer	GC	M, L	6-8"	2-3'		E
<i>Chamaemelum nobile</i>	Chamonile	GC	M	6-8"	-12"		E
<i>Cistus</i> 'Sunset'	Rockrose	GC	L, VL	1-2'	6-8'		E
<i>Cistus</i> 'Warley rose'	Rockrose	GC	L, VL	1'	4'		E
<i>Cistus salviifolius</i>	Sage leaf Rockrose	GC	L, VL	1-2'	6'		E
<i>Coprosma kirkii</i> *	No common name	GC	M, L	2'	6-8'		E
<i>Coreopsis auriculata</i> 'Nana'	No common name	GC	L, VL	5-8"	2'	X	E
<i>Cotoneaster adpressus praecox</i> *	Cotoneaster	GC	M, L	-18"	6'		D
<i>Dalea Greggii</i> *	Trailing Indigo Bush	GC	L, VL	12-18"	5-10"		E
<i>Delosperma alba</i>	White Trailing Ice Plant	GC	L	-12"	2'		E
<i>Dichondra micrantha</i>	Dichondra	GC	H, M	-6"	2'		E
<i>Drosanthemum hispidum</i>	Ice Plant	GC	L	-12	1-2'		E
<i>Duchesnea indica</i>	Indian Mock Strawberry	GC	L	-8"	4'		E
<i>Dymondia margaretae</i>	No common name	GC	M, L	-3"	12-24"		E
<i>Erigeron glaucus</i>	Seaside Daisy	GC	M, L	10-12"	2'	X	E
<i>Erigeron karvinskianus</i>	Santa Barbara Daisy	GC	M, L	10-20"	3'		E
<i>Euonymus fortunei</i> 'Colorata'	Purple-Leaf Winter Creeper	GC	M	1-2'	6'		E
<i>Festuca cinerea</i> (ovin glauca)	Blue Fescue	GC	M, L	-12"	2'		E
<i>Festuca rubra</i>	Red Fescue	GC	M, L	-16"	-30"		E
<i>Fragaria chiloensis</i>	Wild Strawberry	GC	L, VL	6-12"	-24"		E
<i>Gazania rigens</i> var <i>Leucolaena</i>	Trailing Gazania	GC	L	6-10"	-24"		E
<i>Geranium incanum</i>	Cranesbill	GC	M, L	-12"	12"		E



Plant Reference

FIRE HAZARD REDUCTION PROGRAM

BOTANICAL NAME	COMMON NAME	TYPE	WATER	HEIGHT	SPREAD	N	E/D
<i>Glechoma hederacea</i>	Ground Ivy	GC	M	3-6"	-18"		E/D
<i>Hedera helix</i> & varieties	English Ivy	GC	M, L	6-18"	4'		E
<i>Helianthemum nummularium</i>	Sunrose	GC	L	6-8"	3'		E
<i>Herniaria glabra</i>	Green Carpet	GC	M	2-3"	-16"		E
<i>Hypericum calycinum</i>	Aaron's Beard	GC	M, L	6-12"	3'		E
<i>Hypericum coris</i>	No common name	GC	M, L	6-12"	2'		E
<i>Iberis sempervirens</i>	Evergreen Candytuft	GC	M	6-12"	6-12"		E
<i>Iva hayesiana</i> *	Poverty Weed	GC	L, VL	2-3'	4-5'	X	E
<i>Juniperus conferta</i>	Shore Juniper	GC	L	8-12"	4-5'		E
<i>Lampranthus spectabilis</i>	Trailing Ice Plant	GC	L	-12"	12-24"		E
<i>Laurentia fluviatilis</i>	Blue Star Creeper	GC	M	2-4"	6-12"		E
<i>Liriope spicata</i>	Big Blue Lilly Turf	GC	M	18"	12"		E
<i>Lonicera japonica</i>	Japanese Honeysuckle	GC	M	1-2'	6-10'		E
<i>Lysimachia nummularia</i>	Moneywort	GC	H, M	2-6"	2'		E
<i>Mahonia aquifolium</i> 'Compacta'	Compact Oregon Grape	GC	M, L	1-2'	2-3'		E
<i>Mahonia repens</i>	Creeping Mahonia	GC	M, L	2-3'	2-3'	X	E
<i>Myoporum</i> 'Pacificum'	Pacific Myoporum	GC	M, L	2-3'	2-3'		E
<i>Myoporum parvifolium</i>	NCN	GC	L	-3"	9'		E
<i>Nandina domestica</i> 'Harbour Dwarf'	Dwarf Heavenly Bamboo	GC	M, L	1.5-2'	2-3'		E
<i>Oenothera berlandieri</i>	Mexican Evening Primrose	GC	L, VL	10-12"	4'		E
<i>Oenothera stubbei</i>	Baja Evening Primrose	GC	L, VL	-5"	2'		E
<i>Ophiopogon japonicus</i>	Mondo Grass	GC	M	8-12"	12-24"		E
<i>Osteospermum fruticosum</i>	Trailing African Daisy	GC	M	-18"	4'		E
<i>Pelargonium peltatum</i>	Ivy Geranium	GC	M	2'	4'		E
<i>Pelargonium tomentosum</i>	Geranium	GC	M	-18"	2-4'		E
<i>Phyla nodiflora</i> (<i>Lippia repens</i>)	Lippia	GC	M, L	2-15"	3'		E/D
<i>Polygonum capitatum</i>	Pink Clover	GC	M, L	-18"	2'		E
<i>Potentilla tabernaemontanii</i>	Spring Cinquefoil	GC	M, L	2-6"	-12"		E
<i>Ribes viburnifolium</i>	Catalina Perfume	GC	L, VL	3'	3'	X	E
<i>Rosmarinus officinalis</i> 'Huntington Blue'	No common name	GC	L	-18"	4'		E
<i>Rosmarinus officinalis</i> 'Prostratus'	Prostrate Rosemary	GC	L	-24"	6'		E
<i>Salvia sonomensis</i> *	Creeping Sage	GC	L	8-12"	3-4'	X	E
<i>Santolina chamaecyparissus</i>	Lavender Cotton	GC	L	-24"	3'		E
<i>Santolina rosmarinifolia</i> (<i>virens</i>)	Green Lavender Cotton	GC	L	-24"	3'		E
<i>Scaevola</i> 'Mauve Clusters'	No common name	GC	M, L	4-6"	3-4'		E
<i>Sedum</i> species	Stonecrops	GC	L, VL	Varies	Varies		E
<i>Senecio mandraliscae</i>	Blue Chalk Sticks	GC	M, L	-18"	5'		E
<i>Senecio serpens</i>	Blue Chalk Sticks	GC	M, L	-12"	3'		E
<i>Soleirolia soleriolii</i>	Baby's Tears	GC	H, M	3-6"	-18"		E
<i>Teucrium T. cossonii</i>	Germander	GC	L	4-6"	2'		E
<i>Teucrium chamaedrys</i> 'Prostratum'	Prostrate Gemander	GC	M, L	4-6"	3'		E
<i>Thymus praecox arcticus</i>	Mother of Thyme	GC	M, L	2-6"	-18"		E
<i>Thymus pseudolanuginosus</i>	Woolly Thyme	GC	M, L	2-3"	-12"		E
<i>Trachelospermum jasminoides</i>	Star Jasmine	GC	M, L	2'	4-5'		E
<i>Trifolium fragiferum</i> "o'conner's" *	O'Connor's Leegume	GC	M, L	6-15"	6'		E
<i>Verbena hybrida</i>	Garden Verbena	GC	L, VL	6-12"	1.5-3'		E



Plant Reference

FIRE HAZARD REDUCTION PROGRAM

BOTANICAL NAME	COMMON NAME	TYPE	WATER	HEIGHT	SPREAD	N	E/D
<i>Verbena peruviana</i>	No common name	GC	L, VL	-8"	2'		E
<i>Verbena pulchella gracilior</i>	Moss Verbena	GC	L, VL	12-15"	2-3'		E
<i>Verbena tenuisecta</i>	Moss Verbena	GC	L, VL	12-15"	2-3'		E
<i>Vinca Major</i>	Periwinkle	GC	M	12-24"	4-6'		E
<i>Wedelia trilobata</i> *	Wedelia	GC	M, L	-12"	4-6'		E
<i>Zauschneria californica</i> *	California Fuchsia	GC	L, VL	1-2'	3-5'	X	E
<i>Zoysia tenuifolia</i>	Korean Grass	GC	M, L	-6"	-18"		E



Plant Reference

FIRE HAZARD REDUCTION PROGRAM

BOTANICAL NAME	COMMON NAME	TYPE	WATER	HEIGHT	SPREAD	N	E/D
<i>Abutilon hybridum</i>	Chinese Lantern	Shrub	M	10'	10'		E
<i>Acanthus mollis</i>	Bear's Breech	Shrub	H, M	4'	4-6'		E/D
<i>Achillea filipendulina</i> *	Fernleaf Yarrow	Shrub	L, VL	4-5'	2'		E
<i>Achmea</i> species	Bromeliaceae	Shrub	L	2'	2'		E
<i>Adenostema fasciculatum</i> *	Chamise *	Shrub	L	5-12'	5-8'	X	E
<i>Aeonium</i> species	Crassulaceae	Shrub	M, L	3'	2'		E
<i>Agapanthus</i> species	Lily Of The Nile	Shrub	M	Varies	Varies		E/D
<i>Agave</i> species	Agave	Shrub	L, VL	Varies	Varies		E
<i>Alocasia macrorrhiza</i>	Elephant's Ear	Shrub	H	5'	4'		E
<i>Aloe</i> species	Aloe	Shrub	L, VL	Varies	Varies		E
<i>Alyogyne huegelii</i> *	Blue Hibiscus *	Shrub	M, L	5-8'	8'		E
<i>Anigozanthos flavidus</i>	Kangaroo Paw	Shrub	M, L	3-5'	3'		E
<i>Anigozanthos manglesii</i>	No common name	Shrub	M, L	3'	3'		E
<i>Arbutus unedo</i> 'Compacta' *	Dwarf Strawberry Tree *	Shrub	M, L	6-8'	8'		E
<i>Arbutus unedo</i> 'Elfin King' *	Elfin King *	Shrub	M, L	3-5'	6'		E
<i>Arbutus unedo</i> 'Octoberfest' *	No common name *	Shrub	M, L	6-8'	8'		E
<i>Arctostaphylos</i> species *	Manzanita *	Shrub	L, VL	Varies	Varies	X	E
<i>Artemisia</i> 'Powis Castle' *	Powis Castle *	Shrub	L, VL	3'	6'		E
<i>Artemisia californica</i> *	California Sagebrush *	Shrub	L	3-5'	3-5'	X	E
<i>Artemisia stellerapa</i> *	Beach Worm Wood *	Shrub	L, VL	3'	3'		E
<i>Aspidistra elatior</i>	Cast Iron Plant	Shrub	M, L	-30"	3'		E
<i>Asplenium bulbiferum</i>	Mother Fern	Shrub	H, M	4'	4'		E
<i>Aucuba japonica</i>	Japanese Aucuba	Shrub	M, L	6'	6'		E
<i>Baccharis</i> p.ssp. <i>Consanguinea</i> *	Coyote Brush *	Shrub	L, VL	Varies	Varies		E
<i>Begonia</i> species	Begonia	Shrub	H, M	Varies	Varies		E
<i>Berberis thunbergii</i>	Japanese Barberry	Shrub	M, L	4-6'	4-6'		D
<i>Berberis thunbergii</i> 'cultivars'	Barberry	Shrub	M, L	Varies	Varies		D
<i>Bergenia crassifolia</i>	Winter Blooming Bergenia	Shrub	M, L	-20"	-20"		E
<i>Bougainvillea</i> species *	Bougainvillea *	Shrub	L	10-25'	10-25'		
<i>Buddleia davidii</i> *	Butterfly Bush *	Shrub	M, L	10'	12'		E/D
<i>Buxus microphylla japonica</i> *	Japanese Boxwood *	Shrub	M, L	4-6'	4-6'		E
<i>Buxus microphylla koreana</i> Korean *	Korean Boxwood *	Shrub	M, L	4-6'	4-6'		E
<i>Caesalpinia gilliesii</i> *	Bird Of Paradise Bush *	Shrub	L, VL	10'	10'		E/D
<i>Caesalpinia mexicana</i> *	Mexican Bird Of Paradise *	Shrub	L, VL	10-12'	15'		E/D
<i>Caesalpinia pulcherrima</i> *	Red Bird Of Paradise *	Shrub	L, VL	10'	10'		E/D
<i>Calliandra californica</i> *	Baja Fairy Duster *	Shrub	L, VL	3'	4-5'	X	E/D
<i>Calliandra eriophylla</i> *	Fairy Duster *	Shrub	L, VL	3'	4-5'		E/D
<i>Callistemon citrinus</i> 'Compacta' *	Bottlebrush *	Shrub	L, VL	5'	5'		E
<i>Calycanthus occidentalis</i> *	Spice Bush *	Shrub	M, L	4-12'	5'		D
<i>Carissa macrocarpa</i> (grandiflora)	Natal Plum	Shrub	M, L	7'	7'		E
<i>Carpenteria californica</i> *	Bush Anemone *	Shrub	L	6-8'	6-8'	X	E
<i>Cassia artemisiojdes</i> *	Feathery Cassia *	Shrub	L, VL	3-6'	6'		E
<i>Ceanothus</i> species *	Wild Lilac *	Shrub	L, VL	Varies	Varies	X	E/D
<i>Cercocarpus betuloides</i> *	Mountain Mahogany *	Shrub	L, VL	5-12'	10'	X	E
<i>Choisya ternate</i> *	Mexican Orange *	Shrub	M	6-8'	8'		E
<i>Cistus</i> species	Rockrose	Shrub	L, VL	Varies	Varies	X	E



Plant Reference

FIRE HAZARD REDUCTION PROGRAM

BOTANICAL NAME	COMMON NAME	TYPE	WATER	HEIGHT	SPREAD	N	E/D
<i>Cleome spinosa</i> *	Spider Flower *	Shrub	L, VL	4-6'	4-6'		E
<i>Clivia miniata</i>	Clivia	Shrub	H, M	2'	2'		E
<i>Coleonema pulchrum</i>	Pink Breath of Heaven	Shrub	M, L	5-10'	6'		E
<i>Colocasia esculenta</i> (caladium)	Elephant's Ear	Shrub	H	6'	6'		E/D
<i>Comarostaphylis diversifolia</i> *	Summer Holly *	Shrub	L, VL	6-10'+	6-8'+		E
<i>Convolvulus cneorum</i> *	Bush Morning Glory *	Shrub	L	2-4'	2-4'		E
<i>Coprosma pumila</i> *	No common name *	Shrub	M	3'	8'		E
<i>Coprosma repens</i> *	Mirror Plant *	Shrub	M	10'	6'		E
<i>Cortaderia selloana</i> *	Pampas Grass *	Shrub	L	10-12'	10-12'		E
<i>Cotoneaster species</i> *	Cotoneaster *	Shrub	M, L	2-18'	3-15'		E/D
<i>Cotyledon species</i>	No common name	Shrub	L	1-3'	1-3'		E
<i>Crassula species</i>	Jade Plant	Shrub	L	1-9'	1-9'		E
<i>Cuphea hyssopifolia</i>	False Heather	Shrub	H, M	1-2'	2'		E
<i>Cycas revolute</i>	Sago Palm	Shrub	M	2-10'	3-6'		E
<i>Cyrtomium falcatum</i>	Holly Fern	Shrub	H, M	2-3'	3-4'		E
<i>Dasyllirion longissima</i> *	Mexican Grass Tree *	Shrub	L, VL	10'	8'		E
<i>Dasyllirion wheeleri</i> *	Sotol *	Shrub	L, VL	6'	6'		E
<i>Dendromecon harfordii</i> *	Island Bush Poppy *	Shrub	L	20'	20'	X	E
<i>Dietes bicolor</i>	Fortnight Lily, African Iris	Shrub	M, L	2-3'	2-3'		E
<i>Dodonaea viscosa</i> *	Hopseed Bush *	Shrub	L	12-18'	10-12'		E
<i>Echium fastuosum</i> *	Pride of Madeira *	Shrub	L, VL	4-6'	4-6'		E
<i>Elaeagnus pungens</i> & cultivars *	Silverberry *	Shrub	M, L	6-15'	6-15'		E
<i>Encelia californica</i> *	Coast Sunflower *	Shrub	L, VL	3-5'	3-5'	X	E/D
<i>Encelia farinosa</i> *	Brittle Bush *	Shrub	L, VL	3-5'	3-5'	X	E/D
<i>Eriogonum fasciculatum</i> *	Common Buckwheat *	Shrub	L	2-3'	2-3'	X	E
<i>Eriogonum giganteum</i> *	St. Catherine's Lace *	Shrub	L, VL	8'	8'	X	E
<i>Escallonia species</i>	Escallonia	Shrub	M, L	2-15'	2-10'		E
<i>Euonymus japonica</i> & cultivars	Evergreen Euonymus	Shrub	M	2-10'	6'		E
<i>Euphorbia species</i>	Euphorbia	Shrub	L	Varies	Varies	X	
<i>Euryops pectinatus</i>	NCN	Shrub	L	6'	5'		E
<i>Fatsia japonica</i>	Japanese Aralia	Shrub	M	5-12'	6-10'		E
<i>Fouquieria splendens</i> *	Ocotillo *	Shrub	VL	8-25'	8-15'	X	E
<i>Fremontodendron species</i> & cultivars *	Flannel Bush *	Shrub	L, VL	5-20'	15'	X	E
<i>Gardenia jasminoides</i>	Gardenia	Shrub	H	3-6'	3-5'		E
<i>Garrya elliptica</i> *	Coastal Silktassel *	Shrub	M, L	4-8'	4-8'	X	E
<i>Grevillea 'Noellii'</i>	NCN	Shrub	M, L	4'	4-5'		E
<i>Grewia caffra</i> *	Lavender Star Flower *	Shrub	H, M	6-10'	6-10'		E
<i>Hakea suaveolens</i> *	Sweet Hakea *	Shrub	L	10-20'	15'		E
<i>Hebe species</i> & cultivars	Hebe	Shrub	M	3-6'	3-6'		E
<i>Helictotrichon sempervirens</i> *	Blue Oat Grass *	Shrub	L	2-3'	2-3'		E
<i>Hemerocallis hybrids</i>	Daylily	Shrub	M, L	1-6'	2-6'		E/D
<i>Hesperaloe parviflora</i>	No common name	Shrub	VL	3-4'	4-6'		E
<i>Heuchera</i>	Coral Bella	Shrub	M	1-2'	1-2'	X	P
<i>Hibiscus rosa-sinensis</i> *	Chinese Hibiscus *	Shrub	M	15'	12'		E
<i>Ilex species</i>	Holly	Shrub	M, L	Varies	Varies		E
<i>Iris douglasiana</i>	Douglas Iris	Shrub	M, L	2'	2'		E



Plant Reference

FIRE HAZARD REDUCTION PROGRAM

BOTANICAL NAME	COMMON NAME	TYPE	WATER	HEIGHT	SPREAD	N	E/D
Iris species	Bearded Iris	Shrub	M	-30"	2'		E
Isomeris arborea *	Bladderpod *	Shrub	L	3-10'	3-10'	X	E
Juniperus species *	Juniper *	Shrub	L	Varies	Varies	X	E
Justicia brandegeana	Shrimp Plant	Shrub	M	3'	4'		E
Justicia californica *	Chuparosa *	Shrub	L, VL	2-5'	4'	X	D
Keckiella cordifolia	Heart-Leaved Penstemon	Shrub	L, VL	5-6'	8-10'	X	E/D
Kniphofia uvaria	Red-Hot Poker	Shrub	L	2-3'	3-4'		E
Larrea tridentata *	Creosote Bush *	Shrub	VL	4-8'	4-8'	X	E
Lavandula angustifolia	English Lavender	Shrub	L	3-4'	3-4'		E
Lavandula dentate	French Lavender	Shrub	L	3'	3'		E
Lavandula Intermedia	Lavender	Shrub	L	1-2'	2-3'		E
Lavandula stoechas	Spanish Lavender	Shrub	L	2-3'	3'		E
Lavatera assurgentiflora *	California Tree Mallow	Shrub	L	8-12'	8-12'	X	E
Leonotis leonurus *	Lion's Tail *	Shrub	L	3-6'	4-6'		E
Leucophyllum candidum *	Violet Silverleaf *	Shrub	L, VL	4-5'	4-5'		E
Leucophyllum frutescens *	Texas Ranger *	Shrub	L, VL	6-8'	6-8'		E
Leucophyllum laevigatum *	Chihuahuan Sage *	Shrub	L, VL	3-4'	4-5'		E
Ligustrum japonicum	Privet	Shrub	H	10-12'	10-12'		E
Limonium perezii	Sea Lavender	Shrub	L	2'	2'		E
Liriope muscari	Big Blue Lily Turf	Shrub	M	1-2'	1-2'		E
Lobelia lanflora	Mexican Bush Lobelia	Shrub	L	2-3'	4-6'		E
Lupinus species	Lupine	Shrub	L, VL	Varies	Varies	X	E
Mahonia 'Golden Abundance' *	No common name *	Shrub	M, L	5-6'	6'		E
Mahonia aquifolium *	Oregon Grape *	Shrub	M, L	6-8'	6-8'	X	E
Mahonia fremontii *	Desert Mahonia *	Shrub	L	3-12'	4-8'		E
Mahonia lomarifolia *	Venetian Blind Mahonia *	Shrub	M, L	6-10'	6-10'		E
Mahonia nevinii *	Nevin Mahonia *	Shrub	L	3-10'	6-12'	X	E
Mahonia pinnata *	California Holly Grape *	Shrub	M, L	4-5'	4-6'		E
Malosma laurina *	Laurel Sumac *	Shrub	L	12-20'	12-20'	X	E
Malva species *	Mallow *	Shrub	L	Varies	Varies	X	E
Melaleuca nesophila *	Pink Melaleuca *	Shrub	L	15-20'	15-20'		E
Mimulus species (Diplacus)	Monkey Flower	Shrub	L	1-4'	1-4'		E
Muhlenbergia rigins *	Dear Grass *	Shrub	L	5'	4'	X	
Myrica californica *	Pacific Wax Myrtle *	Shrub	L	10-15'	10-15'	X	E
Myrsine Africana	African Boxwood	Shrub	L	3-8'	3-8'		E
Myrtus communis 'Compacta' *	Dwarf Myrtle *	Shrub	M	5-8'	5-8'		E
Nandina domestica	Heavenly Bamboo	Shrub	M	6-8'	4-5'		E
Nandina domestica ;Compacta'	No Common Name	Shrub	M	4-5'	3-4'		E
Nephrolepis cordifolia	Southern Sword Fern	Shrub	M, L	2-3'	3-6'		E
Nerium oleander 'Petite Salmon'	Petite Salmon	Shrub	L	3-4'	3-4'		E
Nerium species *	Oleander *	Shrub	M, L	8-20'	10-20'		E
Opuntia species	Prickly Pear, cholla etc.	Shrub	L, VL	Varies	Varies	X	E
Pelargonium species	Geranium	Shrub	M, L	Varies	Varies		E
Pennisetum setaceum *	Fountain Grass *	Shrub	L	-18"	1-2'		
Penstemon species	Beard Tongue	Shrub	L	Varies	Varies		E/D
Phlomis Fruticosa *	Jerusalem Sage *	Shrub	M, L	3-4'	3-4'		E
Phoenix roebelenii	Pigmy Date Palm	Shrub	L	6'	6'		E



Plant Reference

FIRE HAZARD REDUCTION PROGRAM

BOTANICAL NAME	COMMON NAME	TYPE	WATER	HEIGHT	SPREAD	N	E/D
Phormium tenax *	New Zealand Flax *	Shrub	M	5-9'	6'		E
Phormium tenax 'cultivars'	No common name	Shrub	M	Varies	Varies		E
Photinia Fraseri *	Photinia *	Shrub	M, L	10-15'	10-20'		E
Pittosporum tobira	Tobira	Shrub	M, L	6-15'+	8-15'		E
Pittosporum tobira 'Variegata'	No common name	Shrub	M	5-8'	6-8'		E
Pittosporum tobira 'Wheeler's Dwarf'	Dwarf Pittosporum	Shrub	M	1-3'	2-4'		E
Plumbago auriculata *	Cape Plumbago *	Shrub	L	6-8'	8-12'		E
Polystichum munitum	Sword Fern	Shrub	M	2-4'	2-4'		E
Portulacaria afra	Elephant's Food	Shrub	L	5-12'	6-12'		E
Punica granatum 'Nana'	Dwarf Pomegranate	Shrub	L	3'	4'		D
Pyracantha species *	Firethorn *	Shrub	M	Varies	Varies		E/D
Rhamnus California *	Coffeeberry *	Shrub	M, L	3-15'	4-15'	X	E/D
Rhamnus crocea *	Redberry *	Shrub	M, L	2-3'	3'		E
Rhamnus crocea ilicifolia *	Hollyleaf Redberry *	Shrub	M, L	3-15'	3-15'		E
Rhaphiolepis indica	India Hawthorn	Shrub	M, L	4-8'	4-8'		E
Rhaphiolepis indica 'Cultivars'	No common name	Shrub	M, L	Varies	Varies		E
Rhus integrifolia *	Lemonade Berry *	Shrub	L	3-10'+	6-20'	X	E
Rhus ovata *	Sugar Bush *	Shrub	L	3-15'	6-15'	X	E
Ribes aureum *	Golden Currant *	Shrub	L	3-6'	3-6'		D
Ribes malvaceum *	Chaparral Currant *	Shrub	L	6-8'	5'	X	D
Ribes sanguineum & cultivars *	Red Flowering Currant *	Shrub	M, L	4-12'	4-8'		D
Ribes speciosum	Fuchsia-Flow.Gooseberry	Shrub	L	3-6'	3-6'	X	D
Ribes viburnifolium	Catalina Perfume	Shrub	L	3'	12'	X	E
Romneya coulteri *	Matilija Poppy *	Shrub	L	8'	4'	X	D
Rosa species	Rose	Shrub	M	Varies	Varies		E/D
Rosmarinus 'Tuscan Blue'	Tuscan Blue	Shrub	L	6'	6'		
Salvia greggii *	NCN	Shrub	L	3-4'	3-4'		E
Salvia leucantha *	Mexican Bush Sage *	Shrub	L	3-4'	3-4'		E
Salvia leucophylla *	Purple Sage *	Shrub	L	2-6'	2-6'	X	E
Salvia species * (White & Black)	Sage *	Shrub	L	Varies	Varies	X	E/D
Simmondsia chinensis *	Joboba	Shrub	L, VL	3-8'+	4-8'	X	E
Strelitzia reginae	Bird of Paradise	Shrub	M	5'	4'		E
Tecomaria capensis *	Cape Honeysuckle *	Shrub	L	6-8'	12-15'		E
Tetrapanax papyriferus	Rice Paper Plant	Shrub	M	10-15'	15'		E
Tibouchina urvilleana *	Princess Flower *	Shrub	M	5-18'	5-18'		E
Trichostema lanatum	Wooly Blue Curls	Shrub	L, VL	3-5'	5'	X	E
Tulbaghia violacea	Society Garlic	Shrub	M	18'	2'		E/D
Viburnum species	Viburnum	Shrub	M	Varies	Varies		E/D
Westringia fruticosa *	Coast Rosemary *	Shrub	M, L	5-7'	6-12'	X	E
Woodwardia fimbriata	Giant Chain Fern	Shrub	L	9'	5'	X	E
Xylosma congestum *	Shiny Xylosma	Shrub	M, L	15'+	15'+		E
Xylosma congestum 'Compacta' *	Compact Xylosma	Shrub	M, L	8-12'	8-12'		E
Yucca species *	Yucca	Shrub	L, VL	Varies	Varies		E
Zantedeschia aethiopica	Calla Lilly	Shrub	M	1-3'	3'		



Plant Reference

FIRE HAZARD REDUCTION PROGRAM

BOTANICAL NAME	COMMON NAME	TYPE	WATER	HEIGHT	SPREAD	N	E/D
<i>Acacia farnesiana</i> *	Sweet Acacia *	Tree	L	15-20'	15-20'		D
<i>Acacia greggii</i> *	Catclaw Acacia *	Tree	L, VL	15-25'	15-25'		E
<i>Acer macrophyllum</i> *	Bigleaf Maple *	Tree	M	30-95'	30-95'	X	D
<i>Acer negundo</i> *	Box Elder *	Tree	M, L	60'	50'		D
<i>Acer palmatum</i>	Japanese Maple	Tree	M	20'	20'		D
<i>Acer saccharinum</i> *	Silver Maple *	Tree	M	40-100'	40-100'		D
<i>Adenostema sparsifolium</i> *	Red Shanks *	Tree	L	12-15'	12-15'	X	E
<i>Aesculus californica</i> *	California Buckeye *	Tree	M, L	20'+	30'		D
<i>Agathis robusta</i> *	Queensland Kauri *	Tree	H	75'	25'		E
<i>Agonis flexuosa</i> *	Peppermint Tree *	Tree	M, L	25-35'	25-35'		E
<i>Albizia julibrissin</i> *	Silk Tree *	Tree	M	40'	40'		D
<i>Alnus cordata</i> *	Italian Alder *	Tree	M	40'	25'		D
<i>Alnus rhombiflora</i>	White Alder	Tree	H, M	50-90'	40'	X	D
<i>Araucaria heterophylla</i> *	Norfolk Island Pine *	Tree	H, M	100'	25'		E
<i>Arbutus 'Marina'</i>	No common name	Tree	M, L	40'	40'		E
<i>Arbutus unedo</i> *	Strawberry Tree *	Tree	M, L	12-35'	20-35'		E
<i>Archontophoenix cunninghamiana</i>	King Palm	Tree	M	50'	10-15'		E
<i>Bauhinia variegata</i> *	Purple Orchid Tree *	Tree	M	20-35'	35'		E/D
<i>Beaucarnea recuvata</i> *	Bottle Palm *	Tree	L	25'	15'		E
<i>Betula pendula</i>	European White Birch	Tree	M	30-40'	30'		D
<i>Brachychiton acerifolius</i> *	Flame Tree *	Tree	L	60'	45-50'		D
<i>Brachychiton populneus</i>	Kurrajong Bottle Tree	Tree	L	30-50'	30'		E
<i>Brahea armata</i> *	Blue Hesper Palm *	Tree	L, VL	40'	10'		E
<i>Brahea edulis</i> *	Guadalupe Palm *	Tree	L, VL	30'	10'		E
<i>Butia capitata</i> *	Pindo Palm *	Tree	L	10-20'	15-20'		
<i>Callistemon citrinus</i> *	Lemon Bottlebrush *	Tree	M, L	25'	15'		E
<i>Callistemon viminalis</i> *	Weeping Bottlebrush *	Tree	M, L	20-30'	15'		E
<i>Calocedrus decurrens</i> *	Incense Cedar	Tree	L	40-80'	10-20'		E
<i>Calodendrum capense</i> *	Cape Chestnut *	Tree	M	30'	25-40'		D
<i>Carya illinoensis</i> *	River She-Oak *	Tree	M, L	70'	70'		D
<i>Casuarina cunninghamiana</i> *	River She-Oak *	Tree1	L	50-70'	20-30'		E
<i>Catalpa speciosa</i> *	Western Catalpa *	Tree	M	40-70'	40-70'		D
<i>Cedrus Species</i> *	Cedar *	Tree	L	Varies	Varies		E
<i>Ceratonia siliqua</i> *	Carob Tree *	Tree	L	30-40'	30-40'		E
<i>Cercidium floridum</i> *	Blue Palo Verde *	Tree	L, VL	30'	30'	X	D
<i>Cercidium microphyllum</i> *	Littleleaf Palo Verde *	Tree	L, VL	25'	25'	X	D
<i>Cercis occidentalis</i>	Western Redbud	Tree	M, L	20'	20'	X	D
<i>Chamaerops humilis</i> *	Mediterranean Fan Palm *	Tree	M	20'	20'		E
<i>Chilopsis linearis</i> *	Desert Willow *	Tree	L	35'	35'	X	D
<i>Chionanthus retusus</i> *	Chinese Fringe Tree *	Tree	M	20'	20'	X	D
<i>Chitalpa tashkentensis</i> *	Chitalpa *	Tree	M, L	20-30'	20-30'		D
<i>Chorisia speciosa</i>	Floss Silk Tree	Tree	M	30-60'	30-40'		D
<i>Cinnamomum camphora</i> *	Camphor Tree *	Tree	M, L	50'+	60'+		E
<i>Citrus species</i>	Citrus Trees	Tree	H, M	Varies	Varies		E



Plant Reference

FIRE HAZARD REDUCTION PROGRAM

BOTANICAL NAME	COMMON NAME	TYPE	WATER	HEIGHT	SPREAD	N	E/D
<i>Cocculus Laurifolius</i> *	Laurel Leaf Snail Seed *	Tree	M	25'	30'+		E
<i>Cordyline australis</i> *	Giant Dracanea *	Tree	M	30'	15'		E
<i>Cornus kousa</i> *	Kousa Dogwood *	Tree	H	20'	15'		D
<i>Cupaniopsis anacardioides</i>	Carrot Wood	Tree	M	40'	40'		E
<i>Cupressus sempervirens</i> *	Italian Cypress	Tree	L	60'	10'		E
<i>Cupressus species</i> *	Cypress *	Tree	L	30-90'	30-40'		E
<i>Cyathea cooperi</i>	Australian Tree Fern	Tree	M, L	20'	6-12'		E
<i>Discksonia Antarctica</i>	Tasmanian Tree Fern	Tree	L	6-15'	6'		E
<i>Dracaena draco</i> *	Dragon Tree *	Tree	M, L	20'	20'		E
<i>Eriobotrya deflexa</i>	Bronze Loquat	Tree	M, L	20'	20'		E
<i>Erythrina species</i>	Coral Tree	Tree	M, L	Varies	Varies		D
<i>Eucalyptus citriodora</i> *	Lemon-Scented Gum *	Tree	M, L	75-100'	40'		E
<i>Eucalyptus maculate</i> *	Spotted Gum *	Tree	M, L	60-80'	40'		E
<i>Eucalyptus nicholii</i> *	Willow Peppermint *	Tree	M, L	40'	50'		E
<i>Eucalyptus sideroxylon</i> *	Red Ironbark *	Tree	M, L	35-80'	35'		E
<i>Eucalyptus species</i> *	Eucalyptus *	Tree	L	Varies	Varies		E/D
<i>Eucalyptus torquata</i> *	Coral Gum	Tree	M, L	25'	20'		E
<i>Feijoa sellowiana</i>	Pineapple Guava	Tree	M, L	18-25'	25'		E
<i>Ficus Species</i>	Fig	Tree	M, L	Varies	Varies		E/D
<i>Fraxinus augustifolia</i> *	Raywood Ash *	Tree	M	25-35'	30'		D
<i>Fraxinus dipetala</i>	Foothill Ash	Tree	L, VL	18-20'	20-30'		D
<i>Fraxinus velutina</i> *	Arizona Ash *	Tree	M, L	20-50'	30-50'		D
<i>Fraxinus velutina coriacea</i> *	Montebello Ash *	Tree	M, L	20-40'	20-40'		D
<i>Geijera parviflora</i>	Australian Willow	Tree	M, L	25-30'	20-30'		E
<i>Ginkgo biloba</i>	Maidenhair Tree	Tree	M, L	35-80'	30-80'		D
<i>Gleditsia triacanthos</i> *	Honey Locust *	Tree	M, L	35-70'	30'		D
<i>Grevillea robusta</i> *	Silk Oak *	Tree	M	50-60'	30'		E/D
<i>Heteromeles arbutifolia</i> *	Toyon *	Tree	L, VL	15-30'	15-30'	X	E
<i>Hymenosporum flavum</i>	Sweetshade Tree	Tree	M, L	20-40'	15-20'		E
<i>Jacaranda mimosifolia</i>	Jacaranda	Tree	M, L	25-40'	30'		D
<i>Juglans californica</i> *	S, California Black Walnut *	Tree	L	20-35'	30-45'	X	D
<i>Koelreuteria bipinnata</i> *	Chinese Flame Tree *	Tree	M	20-40'	45'		D
<i>Koelreuteria paniculata</i> *	Golden Rain Tree *	Tree	M, L	20-35'	40'		D
<i>Lagerstroemia indica</i>	Crape Myrtle	Tree	M, L	30'	20'		D
<i>Laurus nobilis</i> *	Sweet Bay *	Tree	L	12-40'	15'		E
<i>Leptospermum laevigatum</i> *	Australian Tea Tree	Tree	L	15-25'	15-25'		E
<i>Leptospermum scoparium</i>	New Zealand Tea Tree	Tree	L	10-12'	8-10'		E
<i>Liquidambar formosana</i> *	Chinese Sweet Gum *	Tree	M	40-60'	25'		D
<i>Liquidambar styraciflua</i>	American Sweet Gum	Tree	M	60'	25'		D
<i>Liriodendron tulipifera</i>	Tulip Tree	Tree	M	60-80'	40'		D
<i>Lithocarpus densiflorus</i> *	Tanbark Oak *	Tree	L	60'	40'		E
<i>Lyonothamnus floribundus</i> *	Catalina Ironwood *	Tree	L	30-60'	20-40'	X	E
<i>Magnolia soulangiana</i>	Saucer Magnolia	Tree	M	25'	25'		D
<i>Magnolia species</i> *	Magnolia *	Tree	M	Varies	Varies		E/D



Plant Reference

FIRE HAZARD REDUCTION PROGRAM

BOTANICAL NAME	COMMON NAME	TYPE	WATER	HEIGHT	SPREAD	N	E/D
Maytenus boaria	Mayten Tree	Tree	M, L	30-50'	30'		E
Melaleuca leucadendra *	Cajeput Tree *	Tree	L	20-40'	25'		E
Melia azedarach *	Chinaberry *	Tree	L	30'	30'		D
Metasequoia glyptostroboides *	Dawn Redwood *	Tree	H, M	80'	40'		D
Metrosideros exelsus *	New Zealand Christams *	Tree	L, VL	30'	30'		E
Morus Alba	White Mulberry	Tree	M, L	20-60'	30-50'		D
Musa species	Banana Palm	Tree	H	Varies	Varies		E
Olea euopea *	Olive	Tree	L, VL	35'	20-30'		E
Parkinsonia aculeate *	Jerusalem Thorn *	Tree	L, VL	15-30'	15-30'		D
Phoenix canariensis *	Canary Island Date Palm *	Tree	L	60'	50'		E
Phoenix dactylifera *	Date Palm	Tree	L	80'	15'		E
Pinus brutia *	Calabrian Pine *	Tree	L	30-60'	30'		E
Pinus canariensis *	Canary Island Pine *	Tree	L	40-100'	30'		E
Pinus coulteri *	Coulter Pine *	Tree	L	30-60'	25-40'		E
Pinus eldarica *	Afghan Pine *	Tree	L	30-60'	25-40'		E
Pinus halepensis *	Aleppo Pine *	Tree	L	30-60'	25-40'		E
Pinus pinea *	Italian Stone Pine *	Tree	L	40-80'	30-50'		E
Pinus radiate *	Monterey Pine *	Tree	L	60-80'	20-35'	X	E
Pinus species *	Pine Tree *	Tree	L	Varies	Varies		E
Pistacia chinensis *	Chinese Pistache	Tree	M, L	60'	50'		D
Pittosporum phillyraeoides *	Willow Pittosporum	Tree	L	15-25'	10-15'		E
Pittosporum rhombifolium *	Queensland Pittosporum	Tree	M	15-35'	25'		E
Pittosporum undulatum *	Victorian Box *	Tree	M	25'	25'		E
Platanus acerifolia	London Plane Tree	Tree	L	40-80'	30-40'		D
Platanus racemosa	California Sycamore	Tree	L	50-100'	50-100'	X	D
Podocarpus gracilior	Fern Pine	Tree	M	60'	60'		E
Podocarpus macrophyllus *	Yew Pine	Tree	M	50'	45'		E
Populus fremontii *	Fremont Cottonwood *	Tree	M	40-60'	40-60'		D
Prosopis glandulosa	Honey Mesquite	Tree	L, VL	25-30'	25-30'		D
Prosopis juliflora	Mesquite	Tree	L, VL	40-50'	40-50'	X	D
Prunus ilicifolia *	Hollyleaf Cherry *	Tree	L, VL	15-30'	15-30'	X	E
Prunus lyonii *	Catalina Cherry *	Tree	L, VL	20-45'	30'+	X	E
Prunus species & cultivars	Cherry	Tree	Varies	Varies	Varies		E/D
Punica granatum	Pomegranate	Tree	L	12-18'	20'		D
Pyrus calleryana *	Callery Pear *	Tree	L	25-50'	25-50'		D
Pyrus kawakamii	Evergreen Pear	Tree	L	20-25'	20-25'		E
Quercus agrifolia	Coast Live Oak	Tree	L, VL	30-70'	70'+	X	E
Quercus chrysolepis	Canyon Live Oak	Tree	M, L	30-60'	20-60'	X	D
Quercus douglasii	Blue Oak	Tree	M	50'	50'	X	D
Quercus engelmannii	Engelmann Oak	Tree	L	60'	60'	X	E
Quercus ilex	Holly Oak	Tree	M	40-70'	40-70'		E
Quercus kelloggii	California Black Oak	Tree	M	30-80'	60'	X	D
Quecus lobata	Valley Oak	Tree	L, VL	70'+	70'+	X	D
Quercus palustris	Pin Oak	Tree	H, M	50-80'	5-70'		D



Plant Reference

FIRE HAZARD REDUCTION PROGRAM

BOTANICAL NAME	COMMON NAME	TYPE	WATER	HEIGHT	SPREAD	N	E/D
<i>Quercus rubra</i>	Red Oak	Tree	H, M	90'	90'		D
<i>Quercus suber</i>	Cork Oak	Tree	M	70-100'	100'		E
<i>Quercus virginiana</i>	Southern Live Oak	Tree	M, H	60'	100'		E/D
<i>Quercus wislizenii</i>	Interior Live Oak	Tree	M, L	30-75'	75'+		E
<i>Rhus lancea</i>	African Sumac	Tree	L	20-30'	20-30'		E
<i>Robinia ambigua</i> *	Locust *	Tree	M, L	30-50'	30'		D
<i>Robinia pseudoacacia</i> *	Black Locust *	Tree	L	75'	30-40'		D
<i>Sambucus mexicana</i> *	Mexican Elderberry *	Tree	L	10-50'	10-25'	X	D
<i>Sapium sebiferum</i>	Chinese Tallow Tree	Tree	M	35'	35'		D
<i>Schefflera actinophylla</i>	Queensland Umbrella Tree	Tree	H, M	20'+	20'+		E
<i>Schefflera pueckleri</i>	Tupidanthus	Tree	H, M	20'+	20'+		E
<i>Schinus molle</i> *	California Pepper	Tree	L	25-40'	25-40'		E
<i>Schinus terebinthifolius</i> *	Brazilian Pepper *	Tree	L	30'	30'		E
<i>Sequoia sempervirens</i> *	Coast Redwood *	Tree	H, M	70-16'	40'+	X	E
<i>Sophora japonica</i> *	Japanese Pagoda Tree	Tree	M, L	40'	40'		D
<i>Stenocarpus sinatus</i>	Firewheel Tree	Tree	M, L	30'	15'		D
<i>Strelitzia reginae</i>	Giant Bird of Paradise	Tree	L	30'	15'		E
<i>Syagrus romanzoffianum</i>	Queen Palm	Tree	M	60'	20'		E
<i>Tabebuia chrysotriha</i>	Golden Trumpet Tree	Tree	M	25-30'	30'		E
<i>Tabebuia impetiginosa</i>	Pink Trumpet Tree	Tree	M	35'	30'		E
<i>Taxodium mucronatum</i> *	Montezuma Cypress *	Tree	H, VL	75'	35'		E/D
<i>Tipuana tipu</i>	Tipu Tree	Tree	M	50'	50'		D
<i>Trachycarpus fortunei</i> *	Windmill Palm *	Tree	M	30'	6'		E
<i>Tristania conferta</i>	Brisbane Box	Tree	L, VL	30-60'	40'		E
<i>Tupidanthus calypttratus</i>	Tupidanthus	Tree	M	20'	15'		E
<i>Ulmus parvifolia</i> *	Chinese Elm *	Tree	M, L	40-60'	50-70'		E
<i>Umbellularia californica</i> *	California Bay *	Tree	L, VL	30-75'	30-75'	X	E
<i>Washingtonia filifera</i> *	California Fan Palm *	Tree	L	60'	15'	X	E
<i>Washingtonia robusta</i> *	Mexican Fan Palm *	Tree	L	100'	15'		E
<i>Zelkova serrata</i> *	Sawleaf Zelkova *	Tree	M	60'	60'		D
<i>Ziziphus jujuba</i> *	Chinese Jujube *	Tree	M, L	20-30'	20-30'		D